

LSS SERIES Commercial Lighting

LSS-2FT-25W-MCTP-BK

MCTP Multi Color Temperature & Multi Power/Wattage (Selectable)




Customer Name: _____

Project Name: _____

Note: _____ | Type: _____

Avail Finish:



LED Strip Light is a cost-effective, energy-efficient lighting fixture for surface mount applications such as corridors, stairwells, public rooms, schools, hospitals utility areas, etc.

Ideal choice for residential, commercial, and industrial lighting. Steady performance and long lifetime. Ideal for applications requiring fixtures with motion sensor or battery backup, see factory-installed options below

23 1/2"(L) x 2 3/5"(W) x 2 2/3"(H)

Features

- High Lumen Efficiency
- Ceiling Mount or Suspended Mount
- Linkable (Optional Alignment Bracket Available)
- MCTP: Multi Color Temperature & Multi Power/Wattage (Selectable)

Technical Specifications

Electrical:

- Voltage: 120-277VAC 60Hz
- Wattage: 5W/17W/20W/25W
- Power Factor: >0.99
- Efficacy: 130 LPW

Mechanical:

- Black Finish
- High Lumen Efficiency Lumen
- Lens: Polycarbonate Frosted Lens, Shatter Resistant
- Rated life: 50,000 Hrs
- Ceiling Mount or Suspended Mount
- Operating Temperature: -4°F -122°F
- Housing: Cold-rolled Steel
- IP20, Indoor Use Only
- 5-Year Warranty

Lighting:

- Dimmable: 0~10V Dimming
- Total Lumens: 3250LM Max.
- Color Temperatures: 3500K/ 4000K/ 5000K
- MCTP: Multi Color Temperature & Multi Power/Wattage (Selectable)
- Color Rendering Index: CRI ≥ 80
- Reduces Energy Consumption Up to 80% Compared to a Fluorescent Fixture

Applications:

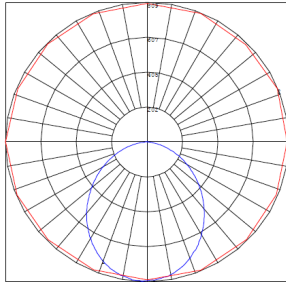
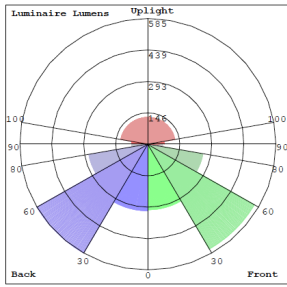
- LED Strip Light is a cost-effective, energy-efficient lighting fixture for surface mount applications such as corridors, stairwells, public rooms, schools, hospitals utility areas, etc.
- Ideal for applications requiring fixtures with motion sensor or battery backup, see factory-installed options below
- Ideal for residential, commercial, and industrial lighting. Steady performance and long lifetime

Other Models:

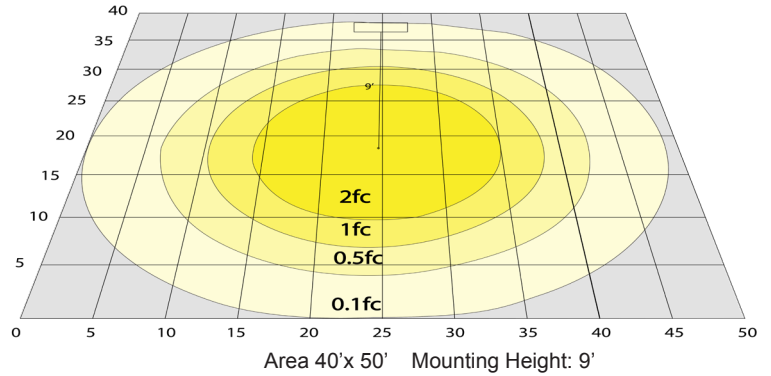
- 25W | 3250LM | LSS-4FT-25W-MCT
- 32W | 4160LM | LSS-4FT-32W-MCT
- 46W | 5980LM | LSS-4FT-46W-MCT



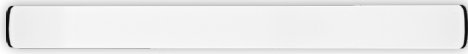
Photometrics: LSS-2FT-25W-MCTP-BK



BUD Rating: B1-U3-G1



Other Views:



Side View



End View



Back View

Performance Table: LSS-2FT-20W-MCT-BK

MODEL NO.	Wattage	Voltage	Lumens	Color Temp.	BUG Rating	LPW
LSS-2FT-20W-MCTP-BK	5W 17W 20W 25W	120~277V	650LM 2210LM 2600LM 3250LM	3500K 4000K 5000K	B1-U3-G1	130

Sample Ordering

Model	Size	Wattage	Color Temp.	Housing
LSS	2FT	25W	MCTP	BK

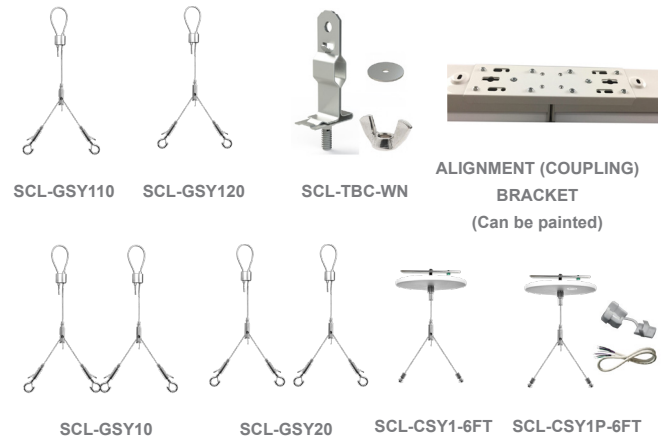
Accessories:

- Blank = No Option For Accessories
- LSS-CB2 = ALIGNMENT BRACKET
- SCL-TBC-WN = T-BAR CLIP WITH SUSPENSION HOLE ON TOP. WING NUT AND WASHER INCL.
- SCL-GSY10 = HEAVY-DUTY ADJUSTABLE 1/16" 10FT. SUSPENSION KIT WITH Y-CONNECTOR & LOOP GRIPPER & HOOKS - 70 LBS. MAX LOAD (2 PER SET)
- SCL-GSY20 = HEAVY-DUTY ADJUSTABLE 1/16" 20FT. SUSPENSION KIT WITH Y-CONNECTOR & LOOP GRIPPER & HOOKS - 70 LBS. MAX LOAD (2 PER SET)
- SCL-GSY110 = ADJ. 20FT 1/16in SINGLE SUSPENSION CABLE WITH Y HOOK ENDS. LOOP GRIPPER ON TOP 70 LBS. MAX LOAD (ORDER 3 FOR 8FT.)
- SCL-GSY120 = ADJ. 20FT 1/16in SINGLE SUSPENSION CABLE WITH Y HOOK ENDS. LOOP GRIPPER ON TOP 70 LBS. MAX LOAD (ORDER 3 FOR 8FT.)
- SCL-CSY1-6FT = ADJ. 6FT 1/16in SINGLE SUSPENSION 5in CANOPY SET WITH Y DOUBLE KEY-HOLE END CONNECTORS, NONPOWER SIDE
- SCL-CSY1P-6FT = ADJ. 6FT 1/16in SINGLE SUSPENSION 5in CANOPY SET WITH Y DOUBLE KEY-HOLE END CONNECTORS, POWER SIDE WITH SJTW18/5 WHITE CORD

Factory-Installed Options:

- Blank = No Option For Accessories
- OPT-EM-FM1INT = INTERNAL EMERGENCY BACKUP BATTERY
- OPT-SEN-2US = ULTRASONIC BI-LEVEL DIMMING (REMOTE NOT NEEDED)
- OPT-HBC-125TL-WH = NEMA TWIST-LOCK PLUG 8FT, 15A, 125V
- OPT-HBC-277TL-WH = NEMA TWIST-LOCK PLUG 8FT, 15A, 277V
- OPT-HBC-125SB-WH = STRAIGHT BLADE PLUG 10FT, 15A, 125V, 3-CONDUCTOR 18AWG
- WEC-3RC = OPTIONAL REMOTE
- OPT-FWH-63 = 6FT 3-WIRE WHIP
- OPT-FWH-65 = 6FT 5-WIRE WHIP

ACCESSORIES:



FACTORY-INSTALLED OPTIONS:

